

GRADE 3 RIDING & HORSE CARE

TRAINING AID



The basics of grooming

We need to take very good care of our horses

Horses need to be **groomed** regularly, to make sure they stay healthy

Grooming is very good for horses' skin. Brushing the whole of a horse's body keeps the coat smooth and glossy and removes loose hair, dust and dirt

Picking out the horse's hooves with a hoof pick removes dirt and keeps its feet clean and comfortable. It's also a good time to check that the horse has not hurt or damaged its feet in any way

Grooming the mane and tail with a brush removes knots and dirt, and keeps the horse looking neat and tidy



brushing the mane



picking out the hoof



brushing the coat

GRADE 3 RIDING & HORSE CARE

TRAINING AID



More tools and equipment



sponge



rubber curry combs



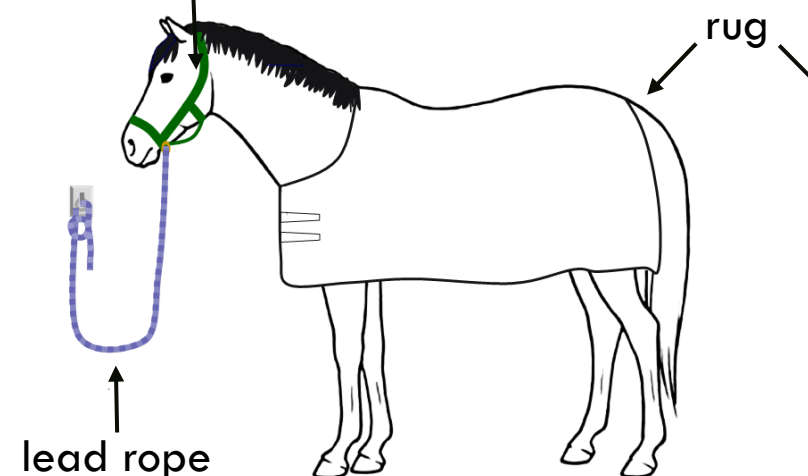
head collar



lead rope



haynet



lead rope

rug



GRADE 3 RIDING & HORSE CARE

TRAINING AID



Riding skills

You will need to be able to ride unaided, in an enclosed space, showing control of your horse

Can you show how to change rein, in both directions?

Demonstrate exercises that you have learned, whilst in walk and on a lead rein

Keep your position in rising or sitting trot, on the lead rein, with help if you need it

Walk a **20 metre circle** without help, or trot over a pole on the ground, showing a forward position in the saddle (with help if you need it)

A horse with tack

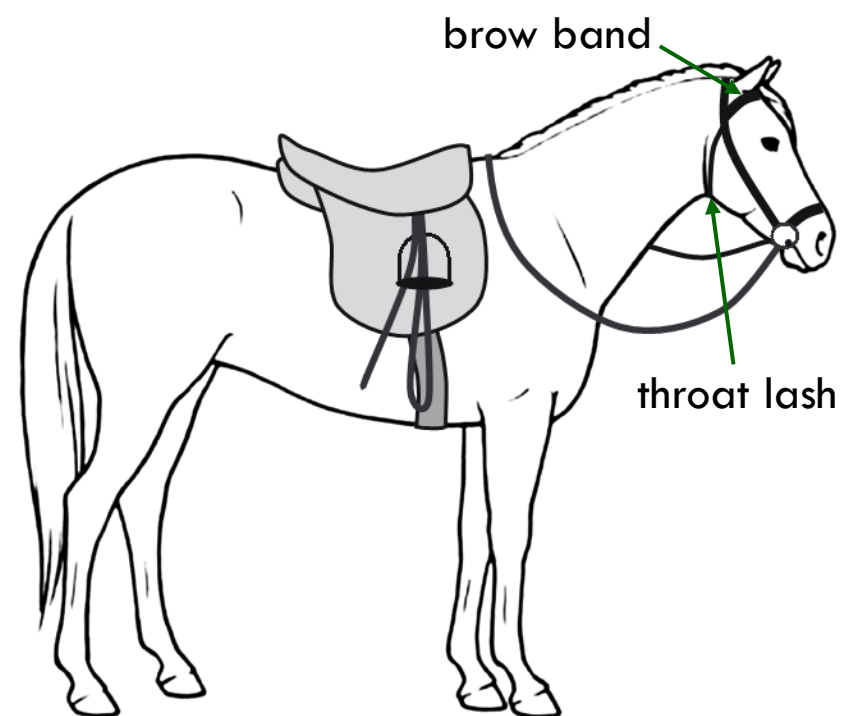
Here are some more parts of the saddle and bridle

Don't forget the parts that you have already learned for Grades 1 and 2

You will need to show that you know how to **run up the stirrups** after dismounting and that you know how to **lead a horse safely and correctly**



running up the stirrups



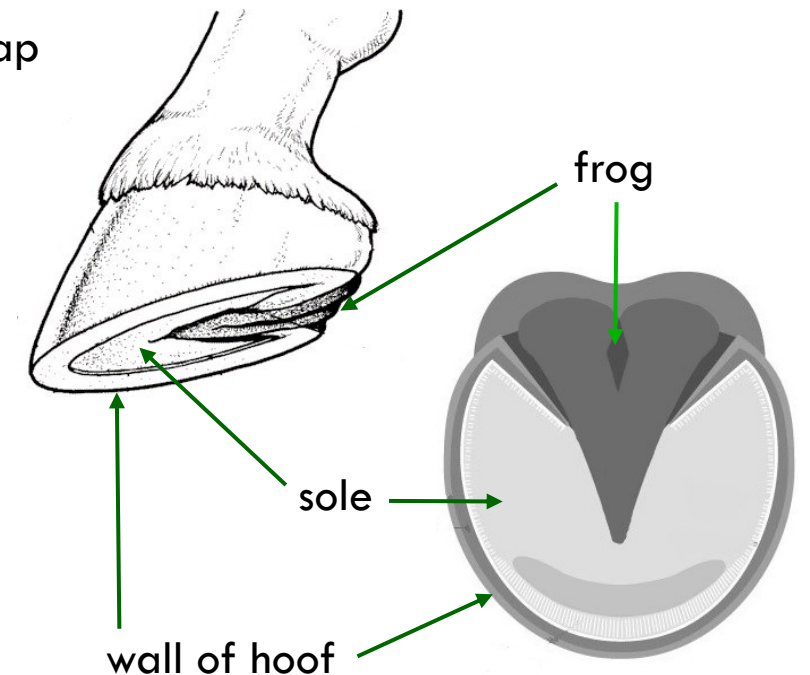
January 2019

GRADE 3 RIDING & HORSE CARE

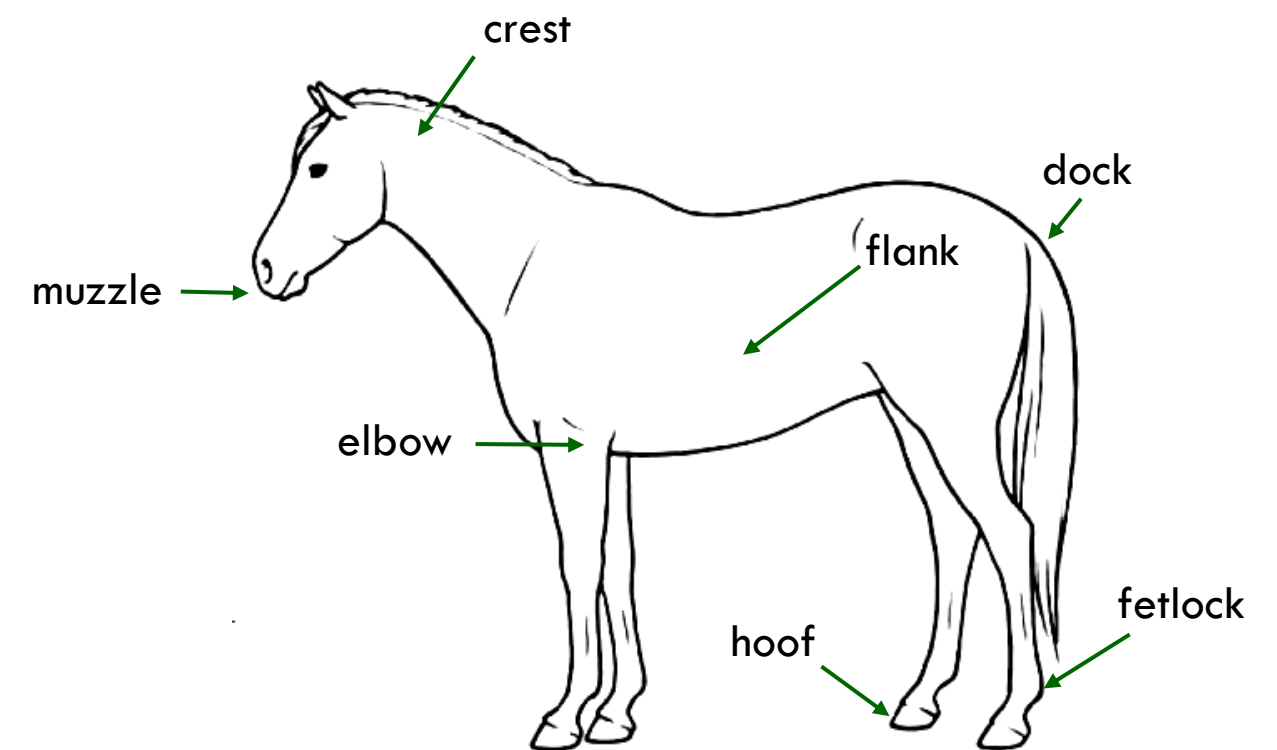
TRAINING AID



girth straps



Points of the horse (don't forget those in Grades 1 and 2, too)



January 2019